

All About Autumn

These Blackline Masters can be completed in a variety of ways. The activities are designed to be stimulating, crafty and fun! They range from simple colouring to more complex artworks depending on your requirements – it's up to you! They will equip children with important skills like colouring, cutting, gluing, folding, constructing and creative thinking. Below are some hints and tips for each activity to help you get the most out of your Blackline Masters.

All About Autumn Blackline Masters have been designed to celebrate Autumn with craft! With a range of activities, students are able to learn about Autumn in a fun and creative way. Students can work individually or as part of a group. Experiment with materials and art techniques.

Autumn Tree Colouring Sheet

Ask students to colour and decorate their sheet for a quick and easy craft activity. Remember these sheets can be enlarged or reduced on a photocopier according to your requirements. You could make a large A3 poster for group decorating. You could even photocopy onto a plastic sheet and project (with overhead projector) the image onto display paper fixed to a wall for students to trace and do a large scale painting!

Autumn Leaves

Scissors and glue will be required to complete this activity. For best results, copy the Blackline Master onto cover paper. Ask students to colour and decorate their Autumn leaves. You could have students collect leaves that have fallen from the trees in Autumn and ask them to decorate their leaves in the same colours and patterns. Cut out the leaves and decorate the classroom. Or use the leaves to decorate the Autumn Tree BLM. Remember these sheets can be enlarged or reduced on a photocopier according to your requirements.

Owl Colouring Sheet

Ask students to colour and decorate their sheet for a quick and easy craft activity. Remember these sheets can be enlarged or reduced on a photocopier according to your requirements. You could make a large A3 poster for group decorating. You could even photocopy onto a plastic sheet and project (with overhead projector) the image onto display paper fixed to a wall for students to trace and do a large scale painting!

Autumn Mandala

Ask students to colour and decorate their sheet for a quick and easy craft activity. Use colours that reflect Autumn such as yellow, orange and brown. Remember these sheets can be enlarged or reduced on a photocopier according to your requirements. You could make a large A3 poster for group decorating.

Autumn Colouring Sheet

Ask students to colour and decorate their sheet for a quick and easy craft activity. Remember these sheets can be enlarged or reduced on a photocopier according to your requirements. You could make a large A3 poster for group decorating.

Giant Autumn Leaf

Ask students to decorate their leaf in Autumn colours. Use collage items such as crepe and tissue paper for a tactile effect. Then ask students to cut out their leaf for a quick and easy craft activity.

All About Autumn!

Ask students to fill in the activity sheet questions about Autumn. Have students decorate and include pictures in the frame. These could be photos, pictures from magazines or have them create their very own Autumn artworks!

Autumn Activity Book

Scissors will be required to complete this activity. For best results, copy the Blackline Master onto cover paper. Ask students to cut out the sheet and fold along the dotted lines to create their booklet. Ask the students to colour and decorate their Activity Book and finish by completing the puzzles.

Autumn Symbols

Scissors will be required to complete this activity. For best results, copy the Blackline Master onto cover paper. Ask students to colour and decorate their sheet. These shapes can be used as decorations or embellishments. Remember these sheets can be enlarged or reduced on a photocopier according to your requirements.

Tree Shape

Ask students to colour and decorate their tree for a quick and easy craft activity. You could enlarge the tree and decorate it with leaves from the Autumn Leaves BLM. The Autumn Tree BLM can not only be used for Autumn, but for Winter, Spring and Summer as well. Get students to decorate 4 trees, one for each season, using colours you would normally see in each season eg full of flowers for Spring, green and leafy for Summer etc. Remember these sheets can be enlarged or reduced on a photocopier according to your requirements.



All About Autumn!

In Autumn I see _____


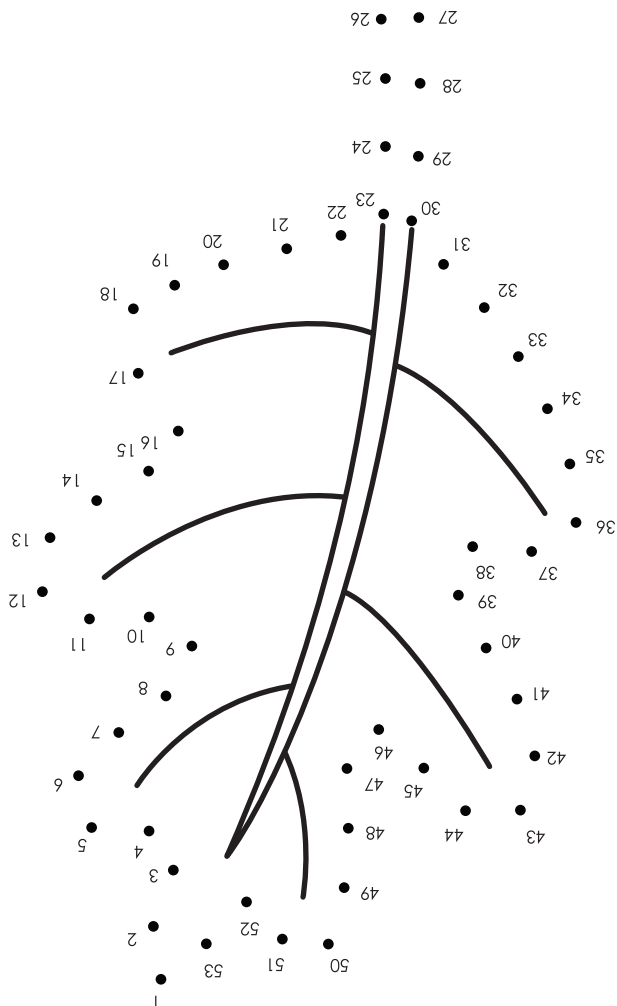
In Autumn I hear _____

In Autumn I smell _____

In Autumn I feel _____

My favourite thing about Autumn is _____





Find the garden rake to rake up all the leaves fallen from the trees!

Find the Autumn words:

| | | |
|-------|--------|--------|
| wind | leaves | may |
| brown | april | orange |
| rake | yellow | tree |


r a k e w q h b i o
b a m a b r o w n e
l o l u s i t w h y
e n m a y c v i m o
a c j t t r m n d r
v o x c e r l d w a
e y m s a m e h u n
s d a r e s a e u g
n y e l l o w k e e
t e w o b i u g h n
f s g n a p r i l h


Name: _____


Autumn

Activity Book









Autumn Leaves



